


GUIDE

Normal-for plant lovers




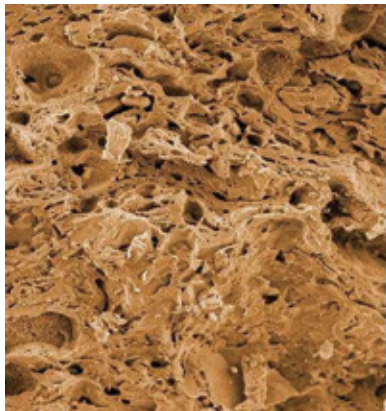
1. Precautions:

Notes:

- ① Avoid prolonged exposure to strong wind and direct sunlight.
- ② Fragile items, please do not drop.
- ③ Use fresh hydroponic seeds (such as chia seeds, tall fescue grass seeds, etc.) and hydroponic plants (such as orchids, rabbit's tail grass), rather than old or cooked seeds.
- ④ The recommended temperature range for planting in this flower pot is between $37.4\text{ }^{\circ}\text{F} \sim 104\text{ }^{\circ}\text{F}$ ($3\text{ }^{\circ}\text{C} \sim 40\text{ }^{\circ}\text{C}$). When the temperature is below $37.4\text{ }^{\circ}\text{F}$ ($3\text{ }^{\circ}\text{C}$), it is recommended to use it together with a hydroponic heating pad.
- ⑤ Vertplanter is handmade using special density clay. There may be some differences in the appearance of a small number of flower pots.

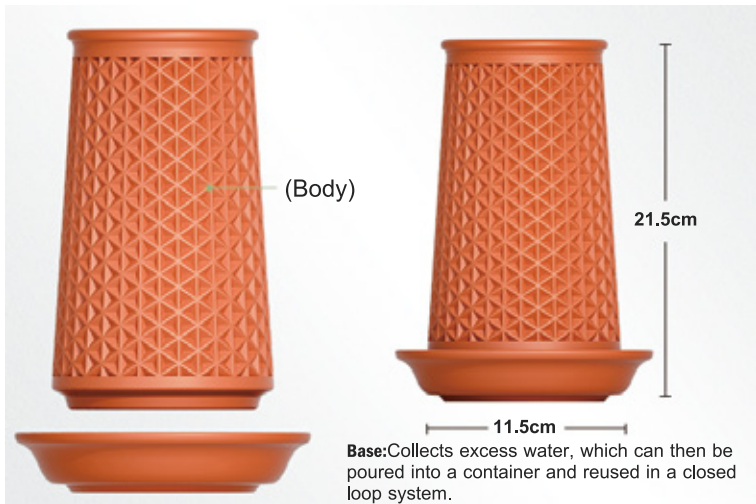
2. Product material:

Special density clay, with suitable porosity and moisture absorption.



3. Product Specifications:

- Height of planter body: 19.5cm
- Diameter of the bottom of the planter body: 11.5cm
- Diameter of the top of the planter body: 10cm
- Weight of the planter body: 720g
- Height of the planter body and base as a whole: 21.5cm
- Weight of the planter body and base as a whole: 800g



4. Planting Methods:

- There are two methods

(1) Method 1: Seed Planting



① Spray water on the seeds and pot.



② Spread the seed evenly on the grooves on the outer surface of the pot.

(2) Method 2: Plant Transplanting



① Remove the soil from the original plant roots, keeping the roots intact and avoiding damage as much as possible.



② Choose a suitable shape and use rope, fishing line, or thin wire to fix the roots on the planter body.



③ Fill the pot with water.

Note: It is recommended to spray more water during the seed germination period and the early stage of root transplantation.

5. Innovative and eco-friendly design:

The bottom bracket is widened to prevent water from overflowing. When a certain amount of water accumulates, it can be poured into the bottle and reused, minimizing waste.



6.Suggested seeds:

You can purchase several types of seeds at the local flower market, such as chia seeds, tall fescue grass seeds, buckwheat, mustard, flax, watercress, etc.



One-leaf fern



Phalaenopsis orchid
Moth orchids



Muehlenbeckia
Complexa



Dendrobium orchid



Pteris fern



Chia seeds



Violets



Hoya Wayetii



Mix of moss hoya
and dischidia



Saxifraga stolonifera



Psychotria Serpens Linn



Triangular fig



Pteris fern



lipstick flower

Note: Seeds have different water requirements during germination, growth, and maturity stages, especially during germination, which requires more water. It is recommended to spray water every day.

7.Applicable scene:

The flower pot has a beautiful appearance and perfect decorative effect, and can be placed in the living room, next to windows, balcony, garden (avoiding long periods of strong wind and direct sunlight), etc.

8.Frequently Asked Questions:

Where can I purchase seeds or plants?

You can buy several types of seeds, such as chia seeds, tall fescue grass seeds, buckwheat, mustard, flax, lentil greens, water celery, etc. You can find and purchase them at the local horticultural market.

Which plants are suitable for Vertplanter?

Vertplanter is designed for various plants and can accommodate thousands of plant species, especially indoor plants. Both wild plants and artificially cultivated seeds can grow well on the planter. For example, plants such as chia seeds, tall fescue grass, buckwheat, mustard, flax, watercress, ferns, moss, and others that can be found in your local flower and garden markets are suitable for Vertplanter.

Can I grow herbs?

Some herbs can grow well on Vertplanter, but it is not recommended. The reason is that the design concept of Vertplanter is to hydroponically grow various plants or seeds. Most herbs have a well-developed root system and need to deeply root underground to grow well.

How do plants get nutrients?

The water in the planter's reservoir is automatically drawn up and provided to the plants or seeds for hydration. Additionally, suitable plant fertilizers can be dissolved in water and sprayed at the base of the plant to assist with absorption and growth.

Can ordinary tap water be used for irrigation?

Of course. However, please note that if the quality of the tap water you use is not good, it is recommended to filter it before using it for

planting. In addition to tap water, we have also tried other ways to obtain water suitable for Vertplanter, such as rainwater and air conditioning water.

How long can Vertplanter store water?

Vertplanter is a large water tank with an automatic watering system that irrigates plants from the inside out. The duration of water storage can be affected by indoor temperature and the different growth stages of the plants, leading to evaporation and reduction of water. Our estimated range is around 5-12 days.

Can it be used for both indoor and outdoor planting?

It really depends on the type of plants. We recommend planting in indoor pots and in well-lit areas. Although we recommend indoor planting, we have also successfully planted in outdoor pots. When planting outdoors, you should try to avoid strong winds and prolonged exposure to direct sunlight.

What is the material?

The material is a special density clay. Our professional team has developed this special density clay through long-term research and development. The perfect density, pore size, and moisture absorption provide the best growth conditions for thousands of plants.

How long will this material last?

The special density clay used in Vertplanter is made from 100% natural clay produced by our professional team. The pots made from this material can maintain their new appearance even after 3-5 years of use.

Is the bottom leaking?

The water seepage from the basin body is not too fast, and the base adopts a widened and heightened design, which has the function of water storage, so there is no need to worry about overflowing water. In order to promote the recycling of water, we can also pour the water into a bottle for continued use.

Does Vertplanter include seeds or plants?

Vertplanter does not come with seeds or plants, mainly because there are too many types of planting schemes for plants and seeds to choose from. This seems to be endless, and we want to leave the choice for you.

9. After-sales service:

(1) If you need any help or have any better suggestions, please contact the official email address of **Vertplanter:support@vertplanter.com**

(2) If you want to know more about Vertplanter, you can do it in the following way:

Facebook: <https://www.facebook.com/Vertplanter>

Instagram: https://www.instagram.com/vertplanter_/

Pinterest: <https://www.pinterest.com/vertplanter/>

Youtube: <https://www.youtube.com/@vertplanter>

Tiktok: <https://www.tiktok.com/@vertplanter>

The Official Website Of Vertplanter: <https://vertplanter.com/>